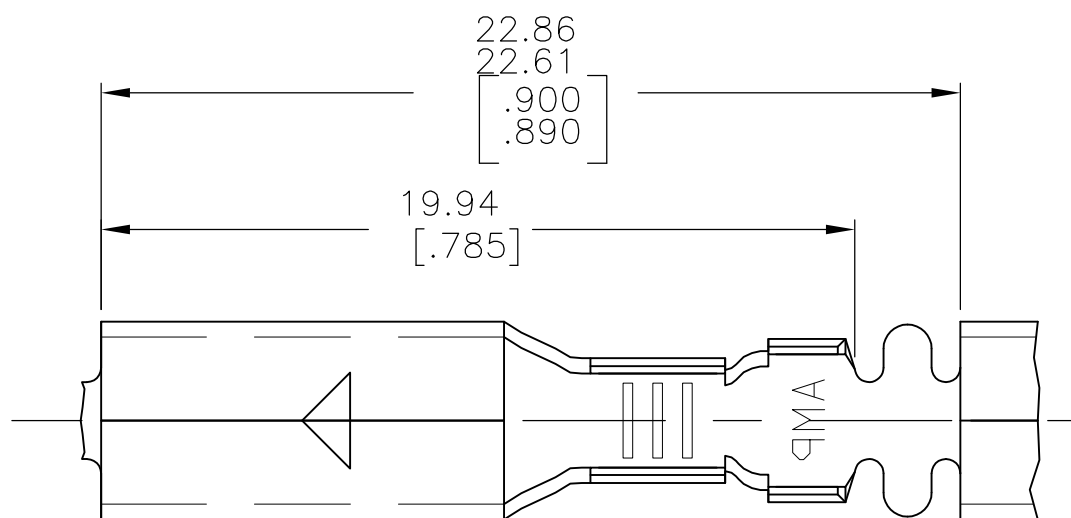
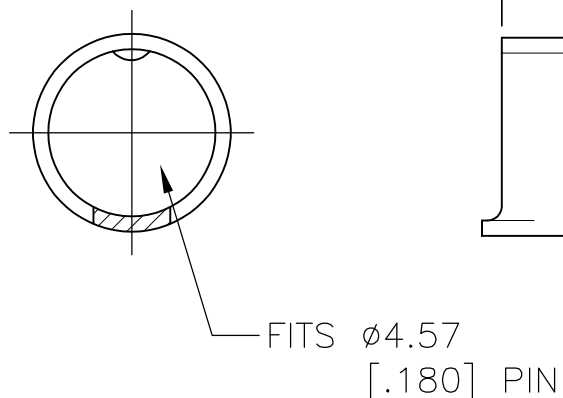
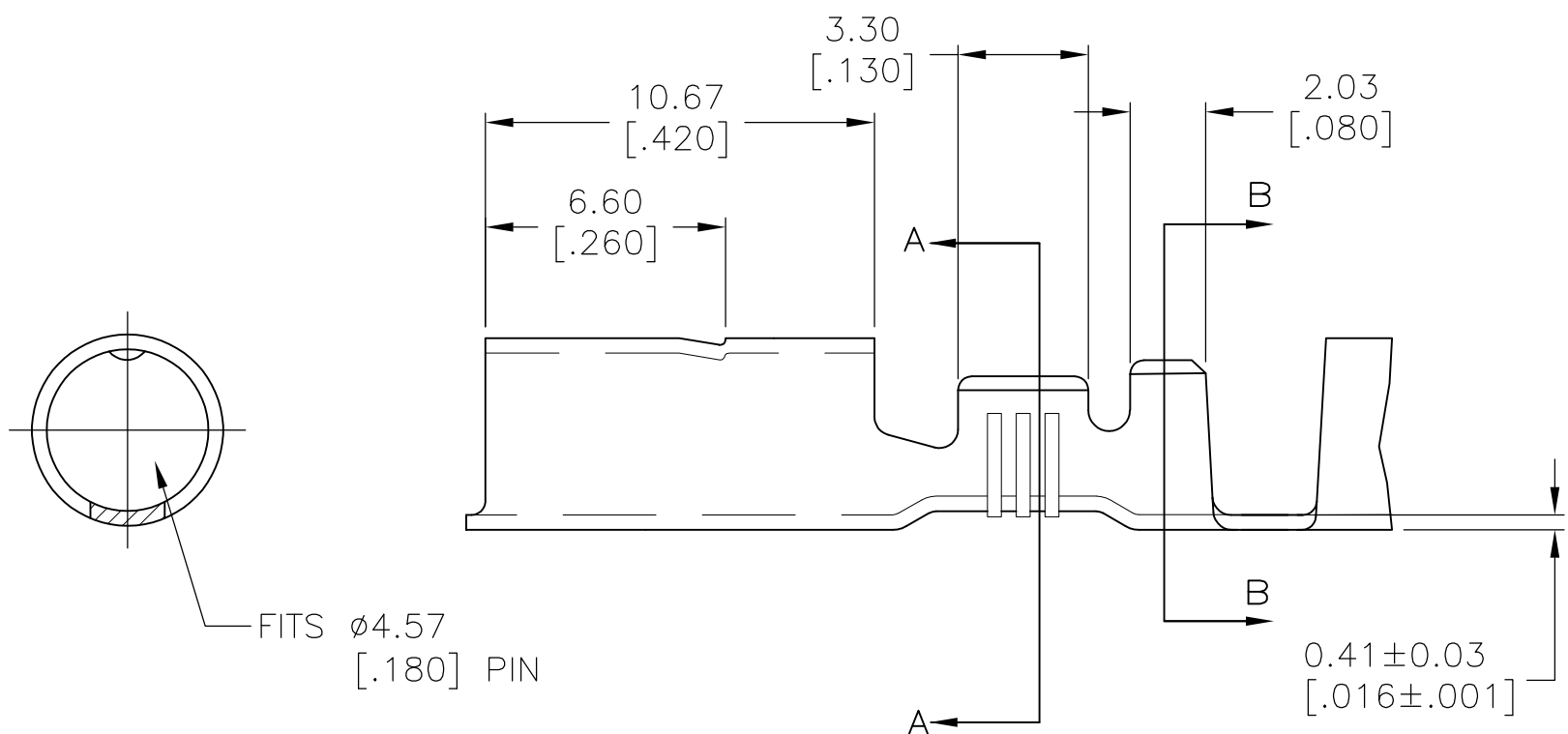
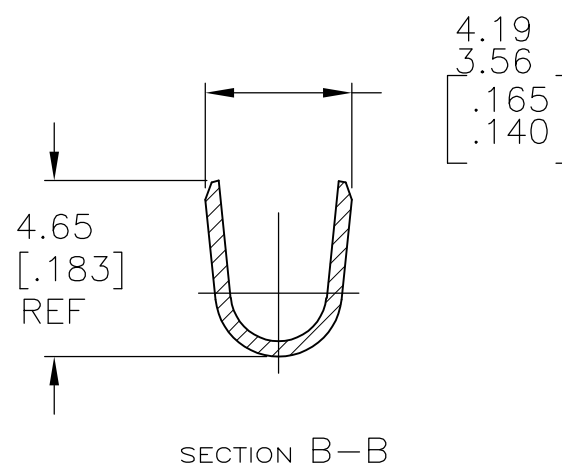
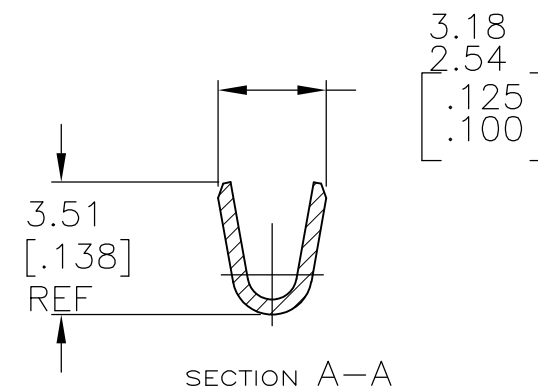


THIS DRAWING IS UNPUBLISHED. RELEASED FOR PUBLICATION
 © COPYRIGHT BY TYCO ELECTRONICS CORPORATION. ALL RIGHTS RESERVED.

LOC	DIST	REVISIONS			
P	LTR	DESCRIPTION	DATE	DWN	APVD
AF	50	U1	ECR-07-026634 (REDRAWN IN AUTOCAD)	30OCT07	HMR DD



- 1 CONTINUOUS STRIP ON REELS.
- 2 WIRE RANGE: 20-16 AWG
- 3 INSULATION RANGE: 2.29-3.05 [.090-.120] DIA.



OBSOLETE	NONE	HO4 PHOS. BRONZE	42531-5
OBSOLETE	NONE	HO4 CU BRONZE	42531-4
	NONE	HO4 PHOS. BRONZE	42531-3
	TIN	4M BRASS	42531-2
	NONE	4M BRASS	42531-1
	FINISH	MATERIAL	PART NO

THIS DRAWING IS A CONTROLLED DOCUMENT.		DWN RAGHAVENDRA 30OCT2007	Tyco Electronics Corporation Harrisburg, PA 17105-3608	
DIMENSIONS: mm [INCHES]	TOLERANCES UNLESS OTHERWISE SPECIFIED:	CHK D DECKER 30OCT2007	NAME	
	0 PLC ± -	APVD D DECKER 30OCT2007	RECEPTACLE SHUR PLUG, 4.57 [.180] DIA	
	1 PLC ± -	PRODUCT SPEC	SIZE	CAGE CODE
	2 PLC ± 0.38 [.015]	APPLICATION SPEC	A3	00779
	3 PLC ± -	WEIGHT	DRAWING NO	
	4 PLC ± -		C-42531	
	ANGLES ± 1°		RESTRICTED TO	
MATERIAL SEE TABLE	FINISH SEE TABLE	CUSTOMER DRAWING	SCALE 5:1	SHEET 1 OF 1
				REV U1